


HESS GROUP



OUR COMPANY



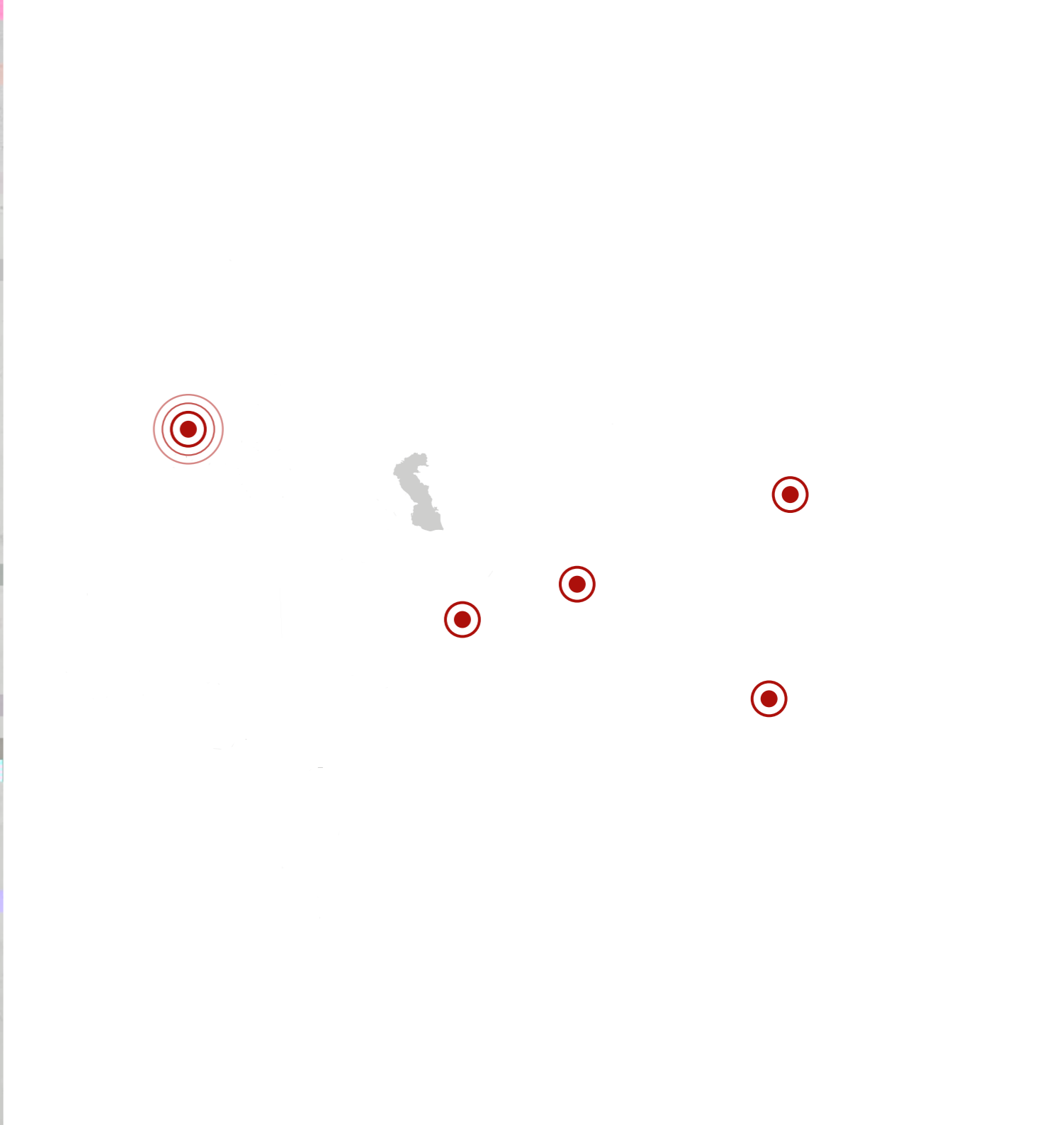

MIXERS, HANDLING SYSTEMS,
CONCRETE BLOCK AND PAVER
MACHINES, AND PACKAGING LINES

Our passion is developing technically superior machines for the production, processing, and handling of high-quality concrete products — and we have been doing so since 1948.

As a driver of new sustainable innovations and with a distinctive team spirit in an international environment, we continuously expand HESS GROUP's leading market position.



As part of the TOPWERK GROUP, HESS GROUP is represented worldwide. With eight international TOPWERK locations and a global network of representatives, HESS GROUP offers optimal service to its customers.



OUR



It is our endeavor to discover and create new market needs in close collaboration with our customers. For this, we develop solutions that make us and our customers innovative pioneers in the concrete block and paver industry.

OUR



We enable our customers – in collaboration with us – to produce the best concrete blocks and pavers efficiently. The following four factors are paramount:

Each of our products is developed specifically according to our customers' needs. Our concrete block and paver plants are characterized by their durability and reliability and can be upgraded with the latest technology even after years.

Our customers are at the center of our actions. We are a reliable and honest partner who, together with them, shapes the digital future of our industry.


Open and honest communication is essential to us. We work together and develop solutions and results as a team and across departmental boundaries.

Each of us has high standards for our personal work results. Taking responsibility for one's own actions and seeing mistakes as opportunities for improvement is part of our culture.

OUR






As an innovative manufacturer of high-quality concrete block and paver plants, we – together with our customers – ensure our mutual market leadership.



For us, quality means combining durability and reliability with the latest technology.


Innovation involves transforming the market through technology. By continuously enhancing automation, swiftly responding to market needs, and broadening refinement options, we ensure the long-term viability of our products.

In partnership with our customers, we fulfill individual requirements. We support them operationally as a knowledgeable and trustworthy partner.



ST
4









HESS RH 2000-4


The RH 2000 is HESS's high-end machine, combining the latest technology with decades of machine-building experience. It offers an easy operation, maximum efficiency, and meets the highest safety standards. Continuously developed since the 1990s, the RH 2000 is now available in its fourth generation: the RH 2000-4.

TECHNICAL DATA*

| | | RH 2000-4 MVA Standard Production area | RH 2000-4 MVA Large Production Area |
|--|---------------------------|---|--|
| Production board size [mm]** | | 1,400 x 1,100 | 1,400 x 1,300 |
| Production area [mm]** | | 1,300 x 1,050 | 1,300 x 1,250 |
| Min. product height [mm] | | 25 | 25 |
| Max. product height [mm] | | 500 | 500 |
| Dead weight in MVA Version [kg] | | 46,000 | 48,000 |
| Paving stone 10 x 20 x 5 cm without face mix | Cycle time [s] | 10 | 10 |
| | m ² in 8h | 2,644 | 3,230 |
| | Quantity of products/mold | 54 | 66 |
| Paving stone 10 x 20 x 6 cm with face mix | Cycle time [s] | 11.5 | 11.5 |
| | m ² in 8h | 2,299 | 2,809 |
| | Quantity of products/mold | 54 | 66 |
| Hollow block 20 x 40 x 20 cm | Cycle time [s] | 13.5 | 13.5 |
| | Quantity in 8h | 21,760 | 32,640 |
| | Quantity of products/mold | 12 | 18 |

* Production output is calculated based on 85 percent machine availability and is significantly influenced by machine settings, the concrete mixing recipe used, the quality of raw materials, the performance of other related plant equipment, mold characteristics, the stone format, and the production pallets used. Technical Data are subject to change.
** Other production board sizes available.






100%

100%





RH 1500-4 VA TECHNICAL DATA*

| | | |
|--|---------------------------|---------------|
| Production board size [mm]** | | 1,400 x 1,100 |
| Production area [mm]** | | 1,300 x 1,050 |
| Min. product height [mm] | | 25 |
| Max. product height [mm] | | 500 |
| Dead weight in MVA Version [kg] | | 46,000 |
| Paving stone 10 x 20 x 5 cm without face mix | Cycle time [s] | 10.5 |
| | m ² in 8h | 2,517 |
| | Quantity of products/mold | 54 |
| Paving stone 10 x 20 x 6 cm with face mix | Cycle time [s] | 12.5 |
| | m ² in 8 h | 2,114 |
| | Quantity of products/mold | 54 |
| Hollow block 20 x 4mHollow block | | |
| | | |
| | | |

RH 1500-4

| | |
|--|----------------------------------|
| Min. production board depth [mm] | 870 |
| Max. production board depth [mm] | 1150 |
| Min. production board width [mm] | 1200 |
| Max. production board width [mm] | 1520 |
| Min. production height [mm] | 25 |
| Max. production height [mm] | 500 |
| Table vibration Variofrequency, 1 table | <input type="radio"/> |
| Table vibration VARIO TRONIC, 1 table | <input checked="" type="radio"/> |
| WIDIA wear ledges for vibration table | <input type="radio"/> |
| Standard hydraulic, Bosch-Rexroth | <input checked="" type="radio"/> |
| Servo hydraulic M version with 2 tamper head cylinders | <input type="radio"/> |
| Leakage detection with M version | <input type="radio"/> |
| Hydraulic mold flaps | <input type="radio"/> |

| | |
|---|----------------------------------|
| Mold in base position detection | <input type="radio"/> |
| Mold change cart, manual | <input type="radio"/> |
| Mold change cart, electric (from face mix side) | <input checked="" type="radio"/> |
| Swivel crane for mold change | <input type="radio"/> |
| Automatic fast mold change cart (from base mix side) | <input type="radio"/> |
| Drive unit for base mix unit | <input type="radio"/> |
| Base mix hopper two outlet flaps | <input type="radio"/> |
| Lining for base mix hopper, PA/ Hardox | <input type="radio"/> |
| Pneumatic tapper base mix hopper | <input type="radio"/> |
| Colormix device with draw plate, base mix | <input type="radio"/> |
| Pneumatic scraper coarse mix filler box | <input type="radio"/> |
| Table plate lining coarse mix (build-up welding material) | <input type="radio"/> |
| Horizontal adjustment of base mix table plate, electric | <input type="radio"/> |
| Face mix unit | <input checked="" type="radio"/> |
| Silo flap with adjustable filling plates | <input type="radio"/> |
| Face mix unit | <input type="radio"/> |
| Lining for face mix hopper, PA/ Hardox | <input type="radio"/> |
| Pneumatic tapper face mix hopper | <input type="radio"/> |
| Colormix device with draw plate, face mix | <input type="radio"/> |
| Planing roller, including scrapers at base and face fillerboxes | <input type="radio"/> |
| Rotating brush on face mix fillerbox (tamper head cleaning) | <input type="radio"/> |
| Pneumatic scraper face mix filler box | <input type="radio"/> |
| Table plate lining face mix (build-up welding material) | <input type="radio"/> |
| Horizontal adjustment of face mix table plate, electric | <input type="radio"/> |
| Fast lifting cylinders face mix for automatic mold change | <input type="radio"/> |
| Face mix silo flap with adjustable filling plates | <input type="radio"/> |
| Polysterene insert device | <input type="radio"/> |
| Central grease lubrication system | <input type="radio"/> |
| Oil cooling tower | <input type="radio"/> |
| Hydraulic draw plate device | <input type="radio"/> |
| Hydraulic corepuller, base mix side | <input type="radio"/> |
| Mobile panel machine | <input type="radio"/> |
| Standard equipment <input checked="" type="radio"/> Selectable as an option <input type="radio"/> | |

HESS

PERFECTED PRODUCTION OF FINE CONCRETE SURFACES

- Patented production system to ensure a homogeneous layer thickness of the face concrete over the entire production area
- The scraper frame in the front area of the filler box is replaced by a hard-chromed smoothing roller
- Both filler boxes (base and face concrete) are equipped with pneumatic scrapers in the front area



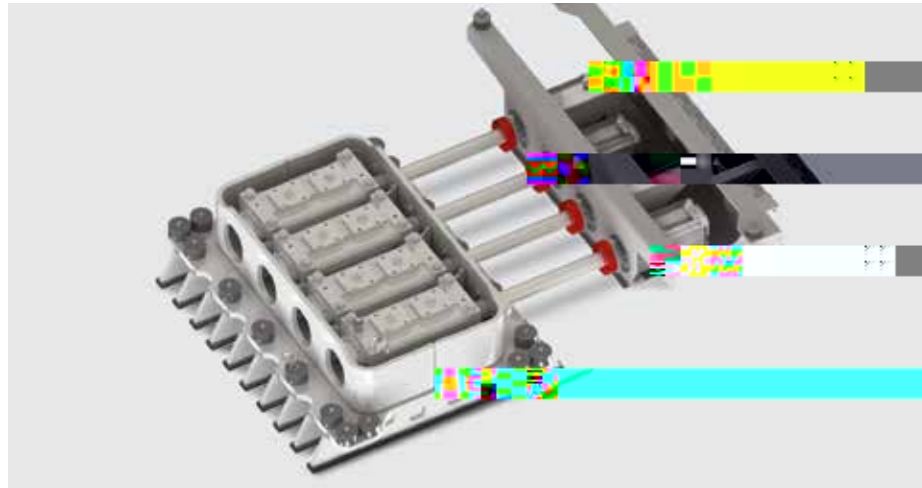
ADVANTAGES




- ▶ Avoids „digging“ concrete out of the mold during the reverse movement of the feeder. The layer thickness of the face concrete is uniform across the entire product.
- ▶ Especially suitable for large concrete slabs.
- ▶ Improved cycle time by eliminating reversing during face concrete filling.
- ▶ Significantly closed product surface.
- ▶ Better bond between core and face concrete.
- ▶ A higher moisture content in the face concrete can be achieved, resulting in improved color intensity of the product.
- ▶ For Colormix products, a more natural-looking surface appearance of the color gradient is achieved (no striping).

See video for explanation




Model oil bath vibrator





TECHNICAL OVERVIEW CONCRETE BLOCK AND PAVER MACHINES*

| | | RH 500 | RH 600 | RH 1450 | RH 1500 VA | RH 2000 M-Version – standard production area | RH 2000 M-Version – large production area |
|--|---------------------------|-------------|-------------|---------------|---------------|--|---|
| Production board size [mm]** | | 1,200 x 670 | 1,400 x 700 | 1,400 x 1,100 | 1,400 x 1,100 | 1,400 x 1,100 | 1,400 x 1,300 |
| Production area [mm]** | | 1,100 x 620 | – | 1,300 x 1,050 | 1,300 x 1,050 | 1,300 x 1,050 | 1,300 x 1,250 |
| Min. product height [mm] | | 25 | 25 | 40 | 25 | 25 | 25 |
| Max. product height [mm] | | 300 | 300 | 500 | 500 | 500 | 500 |
| Dead weight in MVA Version [kg] | | 7,700 | 14,000 | 38,000 | 46,000 | 46,000 | 48,000 |
| Paving stone 10 x 20 x 5 cm without face mix | Cycle time [s] | 17 | 14 | 12.5 | 10.5 | 10 | 10 |
| | m ² in 8 h | 863 | 1,258 | 2,114 | 2,517 | 2,644 | 3,230 |
| | Quantity of products/mold | 30 | 36 | 54 | 54 | 54 | 66 |
| Paving stone 10 x 20 x 6 cm with face mix | Cycle time [s] | 22 | 18 | 14.5 | 12.5 | 11.5 | 11.5 |
| | m ² in 8 h | 667 | 979 | 1,823 | 2,114 | 2,299 | 2,809 |
| | Quantity of products/mold | 30 | 36 | 54 | 54 | 54 | 66 |
| Hollow block 20 x 40 x 20 cm | Cycle time [s] | 20 | 16 | 16.5 | 14.5 | 13.5 | 13.5 |
| | Quantity in 8 h | 6,120 | 13,770 | 17,800 | 20,258 | 21,760 | 32,640 |
| | Quantity of products/mold | 5 | 9 | 12 | 12 | 12 | 18 |



Visualization of mold and tamper head control



HESS

PILOTING ALL MACHINE FUNCTIONS

Concrete block and paver machines and plants are equipped with a control panel that can be adjusted in height and screen angle. With the clear touch panel, you have full control over all machine functions of the linked system.

The intuitive user interface with icons simplifies operation. Complicated inputs are eliminated as the intelligent software automatically adjusts many parameters. Settings can be made quickly with a few operations and sliders – user-friendly and self-explanatory.

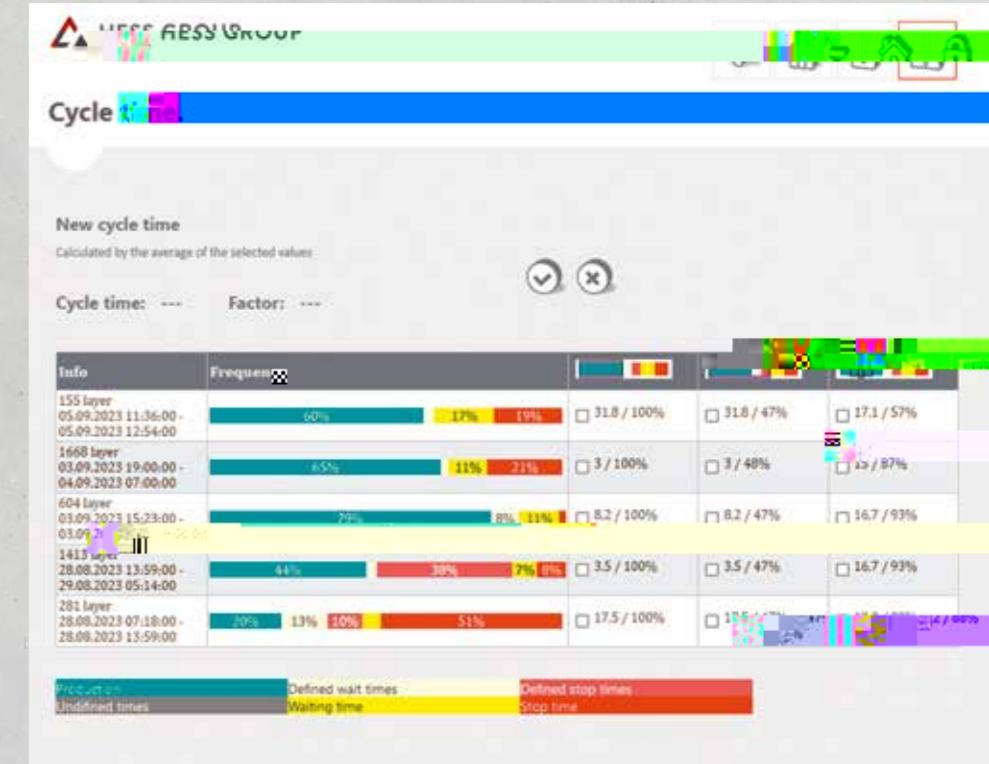
FEATURES OF HESS CONTROL


- Master recipe
- Comparable recipe
- Version management recipe management
- Login using an RFID pen at the control panel

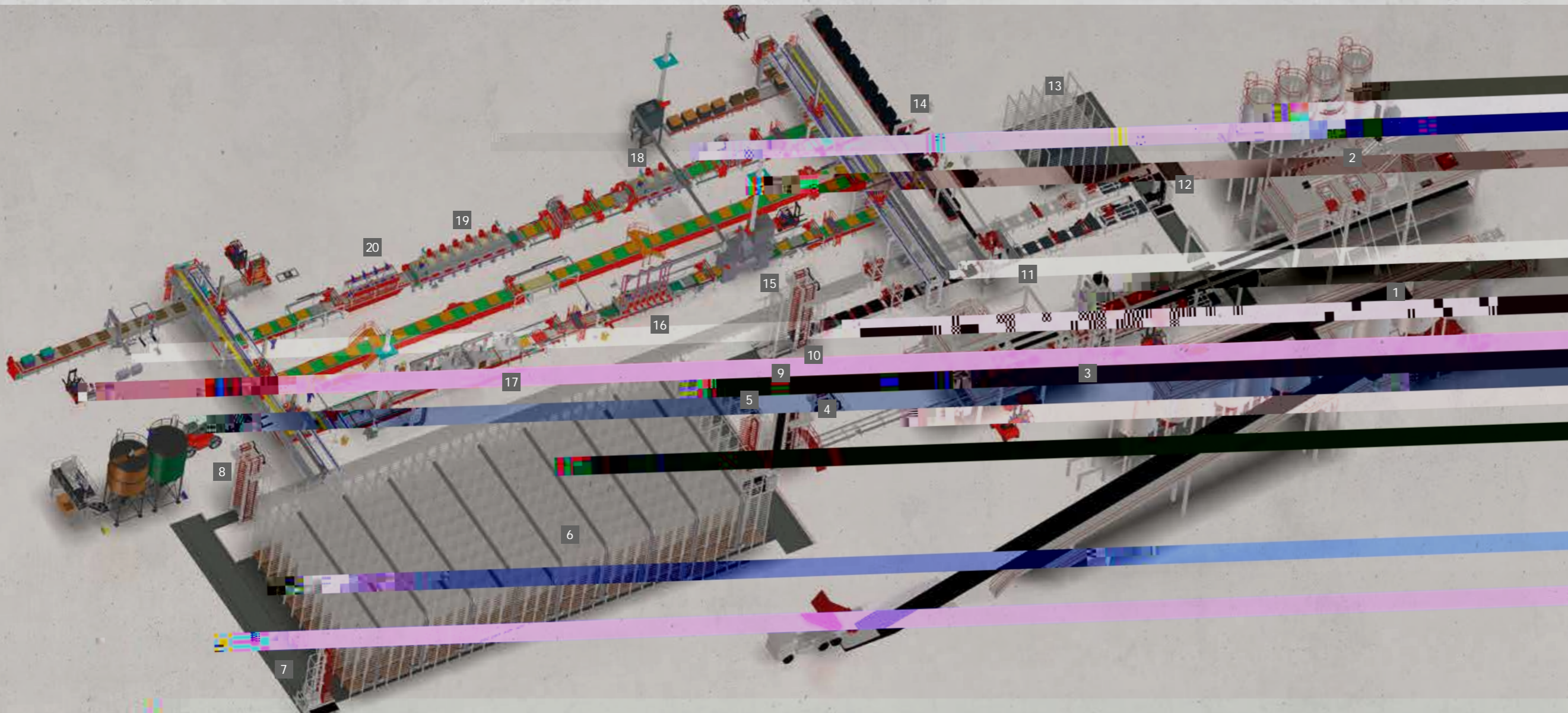
HESS

PLANT INFORMATION MANAGEMENT SYSTEM

PIMS can be used for optimized plant utilization and efficient personnel planning for maximum productivity. By optimally utilizing drying chambers and buffer systems, bottlenecks and downtimes are avoided. Thanks to just-in-time forecasting of product and order completion, customer logistics management is also optimized. Offline planning of ongoing orders and targeted control of engineer and standby times ensure smooth operations. PIMS can be integrated into plant and web visualization.










CUSTOMIZED

HESS develops, together with the customers, system concepts that are tailored to the respective requirements.





INDUSTRIAL
SOLUTIONS






HESS



For the production of high-quality concrete products (interlocking paving stones and slabs, curbstones, hollow blocks and segmental retaining walls, pipes and man-holes as well as various precast elements), we offer the necessary mixing plants including all batching devices for aggregates, cement, and Color-Mix concrete.



Interior view of mixer with material



Interior view of mixer



Color-Mix dosing belts

cleaningeffpor duer t specriag wnte -suply



- aly, (for cemen f)-10.3eeding t the mig
- a aug(rgies r)7.8(v)74(aislalem almos(dust-fpr)993eer)]T172815 0 Td()TJ-17.815 -1.333 Td[(ccen
- methodgiespsartculaplyhsuitlalem(for(pr)3(oduting))T0 -1.333 TD[5(concr)7.6(etn withah log wnt

- Self-supporting construction with lower and upper frame
- Separate drive system (for tool mounting 9.78s and mixingstartse
- toppxing and tsarting thefullyh ladend mirrg
- cleanxing andmtaitenancme
- o lapr
-



Face concrete mixer SM 500






Ejection station

Cuber

Allows the ejection of a production board with freshly produced products for comprehensive quality control on the wet side. Advantage: Production continues uninterrupted during the inspection. Afterwards, the production board is reintroduced into the produc-



Lowerator with bypass



Finger cart system load capacities (8.5t, 14t, 24t)

We offer the best solution for optimal utilization of drying chamber capacity with a customer-specific storey configuration.




Buffer rack

Increases the efficiency of the linked system and can be installed on both the dry and wet sides.





Transfer unit for board or sheet packages

To buffer a larger number of production bases, the transfer unit takes the packages from the dry side, places them in the buffer area, or returns them to the wet side.



Finger cart system for board or steel pallet packages

Used for buffering board or sheet packages. The vehicle group picks up the board or sheet packages from the dry side, buffers them in a storage rack, or returns them to the wet side.







HESS Group GmbH

Freier-Grund-Strasse 123
57299 Burbach-Wahlbach, Germany

Phone: +49 2736 4976 0
E-mail: info@hessgroup.com
www.hessgroup.com